



CL60PM

This powerful evaporative air cooler is the perfect choice to keep large indoor and semi-outdoor environments comfortably cool and breezy. Its capable motor helps to deliver the highest air flow in our range of indoor evaporative air coolers while a 40-cm fan blade and triple honeycomb media keep performance optimal. A continuous water supply connection, massive 60-litre water tank, and built-in water overflow protection system allow long periods of unattended operation, making it perfect for more demanding and commercial applications.



Cools up to
80 sq.m (850 sq. ft)*





40 cm fan blade



Top water inlet compartment



Adjustable horizontal louvers



3 sides honeycomb cooling media for optimum cooling




Continuous water supply connector

Features/ Specifications*:



Powerful air flow:
2610 m³/hr
(1540 CFM)



Power consumption:
220 watts



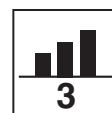
Water tank capacity:
60 Litre (15.9 Gallons)



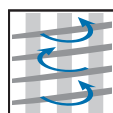
40 cm (16 inch)
fan blade



3 side honeycomb
cooling media
for optimum cooling



3 speeds - High /
Med / Low



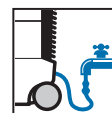
Oscillating louver



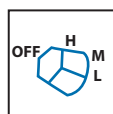
Easy mobility



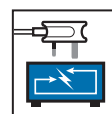
Air throw at body level



Continuous water
supply connection



Easy to operate
and reliable
mechanical
control panel



Works on inverter

Net Weight	17.8 kg / 29.3 lbs
Gross Weight	22.0 kg / 35.3 lbs
Product Dimensions (mm)	700 (L) x 466 (W) x 1017 (H)
Carton Dimensions (mm)	736 (L) x 502 (W) x 1053 (H)

Ideal for:

Showroom	Café / Bar	Restaurant	Shop	Shopping Mall
Airport Lounge	Subway Train Station	Hotel Lobby	Party Hall	Hospital Waiting Area
Gymnasium	Cinema	Country Club	Army Camp / Club	Farm House
Warehouse	Factory			

* All specifications mentioned are under test conditions, actual performance depends on ambient conditions.

Due to our continuous endeavour for product improvement, the specifications are subject to change without any prior notice.

For reference only



Light Grey



Packaging#