


CL40PM

The powerful evaporative air cooler is the perfect choice to keep indoor and semi-outdoor environments comfortably cool and breezy. Its powerful motor helps to deliver strong air flow while a 36 cm fan blade and 3-side honeycomb cooling media keep performance optimal. A continuous water supply connection, 40 litre water tank, and built-in water overflow protection system allow long periods of unattended operation, making it perfect for more demanding applications.



Cools up to
57 sq.m (610 sq. ft)*





Mechanical knobs control



Adjustable horizontal louvers
oscillating vertical louvers



Easy-to-read water level indicator



Top water inlet compartment




Continuous water supply
connector

Features/ Specifications*:



Powerful air flow:
1800 m³/hr
(1062 CFM)



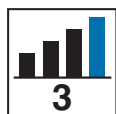
Power consumption:
140 watts



Water tank capacity:
40 Litre (10.5 Gallons)



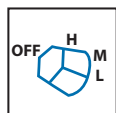
36 cm
fan blade



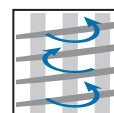
3 speeds -
High/ Med/ Low



3 side honeycomb
cooling media
for optimum cooling



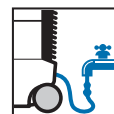
Easy to operate
and reliable
mechanical
control panel



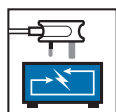
Oscillating
louvers



Air throw at body level



Continuous
water supply
connection



Works on inverter

Net Weight	12.9 kg / 28.4 lbs
Gross Weight	15 kg / 33.1 lbs
Product Dimensions (mm)	620 (W) x 375 (D) x 883 (H)
Carton Dimensions (mm)	683 (W) x 433 (D) x 915 (H)

Ideal for:

Garage / Workshop	Barbecue Area	Garden / Patio	Café / Bar	Restaurant
Shop	Shopping Mall / Showroom	Airport Lounge	Subway Train Station	Hotel Lobby
Party Hall	Event Marquee	Hospital Waiting Area	Gymnasium	Cinema
Country Club	Army Camp / Club	Farm House	Warehouse	Factory

* All specifications mentioned are under test conditions, actual performance depends on ambient conditions.

Due to our continuous endeavour for product improvement, the specifications are subject to change without any prior notice.

For reference only



White & black



Packaging#